


LINE LINK Pendant-up&downward

MH35FP





MH35FP

Basic Parameters

Material	AL6063-T5,spraying surface
IP Grade	IP20
Warranty	5 years

Electrical Parameters

Input Voltage	AC220-240V
Control	Non-Dimming,1-10V Dimming,DALI Dimming

Optical Parameters

Version	Regular,High efficiency,Regular-3 CCT Dial Switch,High efficiency-3 CCT Dial Switch
SDCM	<3 Step (ANSI)
Length	1200mm,1800mm
CRI	>80,>90
CCT	2700K,3000K,4000K,6500K,3000K-4200K-6500K
Luminous Efficacy	105LM/W(Regular),95LM/W(Regular-3 CCT Dial switch) 125LM/W(High efficiency),110LM/W(High efficiency-3 CCT Dial switch)

Dimensions



Luminaire Parameters

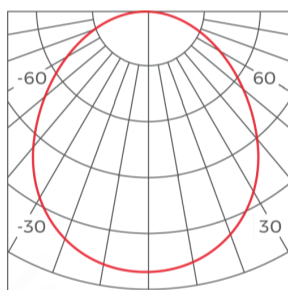
Version	Length	Type Power (W)	PCB Current(A)	CRI	CCT	Lumens(LM) @White, Silver	Lumens(LM) @Black
Regular	1200mm	33W	0.75	>80	4000K	3465	3118
Regular	1800mm	49W	1.15	>80	4000K	5145	4630
Regular	1200mm	33W	0.75	>90	4000K	2979	2681
Regular	1800mm	49W	1.15	>90	4000K	4424	3982
High-Efficiency	1200mm	33W	0.75	>80	4000K	4125	3712
High-Efficiency	1800mm	49W	1.15	>80	4000K	6125	5512
High-Efficiency	1200mm	33W	0.75	>90	4000K	3795	3415
High-Efficiency	1800mm	49W	1.15	>90	4000K	5635	5071
Regular-3 CCT Dial Switch	1200mm	33W	0.75	>80	3000K-4200K-6500K	2970/3135/3135	2673/2821/2821
Regular-3 CCT Dial Switch	1800mm	49W	1.15	>80	3000K-4200K-6500K	4410/4655/4655	3969/4189/4189
Regular-3 CCT Dial Switch	1200mm	33W	0.75	>90	3000K-4200K-6500K	2554/2696/2696	2298/2426/2426
Regular-3 CCT Dial Switch	1800mm	49W	1.15	>90	3000K-4200K-6500K	3792/4003/4003	3412/3602/3602
High efficiency-3 CCT Dial Switch	1200mm	33W	0.75	>80	3000K-4200K-6500K	3465/3630/3630	3118/3267/3267
High efficiency-3 CCT Dial Switch	1800mm	49W	1.15	>80	3000K-4200K-6500K	5145/5390/5390	4630/4851/4851
High efficiency-3 CCT Dial Switch	1200mm	33W	0.75	>90	3000K-4200K-6500K	3187/3339/3339	2868/3005/3005
High efficiency-3 CCT Dial Switch	1800mm	49W	1.15	>90	3000K-4200K-6500K	4733/4958/4958	4259/4462/4462
Regular	1200mm	33W	0.75	>80	2700K	2937	2643
Regular	1800mm	49W	1.15	>80	2700K	4361	3924
Regular	1200mm	33W	0.75	>90	2700K	2525	2273
Regular	1800mm	49W	1.15	>90	2700K	3773	3395
High-Efficiency	1200mm	33W	0.75	>80	2700K	3918	3526
High-Efficiency	1800mm	49W	1.15	>80	2700K	5818	5236

High-Efficiency	1200mm	33W	0.75	>90	2700K	3605	3244
High-Efficiency	1800mm	49W	1.15	>90	2700K	5353	4817
Regular	1200mm	33W	0.75	>80	3000K	3118	2806
Regular	1800mm	49W	1.15	>80	3000K	4630	4167
Regular	1200mm	33W	0.75	>90	3000K	2681	2413
Regular	1800mm	49W	1.15	>90	3000K	3982	3584
High-Efficiency	1200mm	33W	0.75	>80	3000K	4125	3712
High-Efficiency	1800mm	49W	1.15	>80	3000K	6125	5512
High-Efficiency	1200mm	33W	0.75	>90	3000K	3795	3415
High-Efficiency	1800mm	49W	1.15	>90	3000K	5635	5071
Regular	1200mm	33W	0.75	>80	6500K	3465	3118
Regular	1800mm	49W	1.15	>80	6500K	5145	4630
Regular	1200mm	33W	0.75	>90	6500K	2979	2681
Regular	1800mm	49W	1.15	>90	6500K	4424	3982
High-Efficiency	1200mm	33W	0.75	>80	6500K	4125	3712
High-Efficiency	1800mm	49W	1.15	>80	6500K	6125	5512
High-Efficiency	1200mm	33W	0.75	>90	6500K	3795	3415
High-Efficiency	1800mm	49W	1.15	>90	6500K	5635	5071

1. The output data is based on the testing result of Ra80,4000k,white luminaires;
2. The tolerance of output data can be vary up to 10%;
3. The output data is typical value;

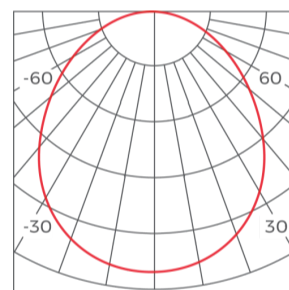
Light Distribution

Regular-90°



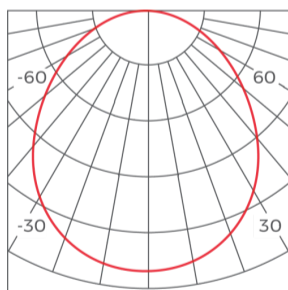
h(m)	D(cm)	E(lx)
1	202	1136
2	405	283
3	608	126
4	811	70

High efficiency-90°



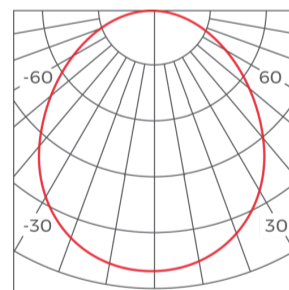
h(m)	D(cm)	E(lx)
1	202	1359
2	405	339
3	608	151
4	811	84

Regular-3 CCT Dial Switch-90°



h(m)	D(cm)	E(lx)
1	201	960
2	403	240
3	605	106
4	807	60

High efficiency-3 CCT Dial Switch-90°



h(m)	D(cm)	E(lx)
1	201	1102
2	403	275
3	605	122
4	807	68

*The above data is based on a white coated, 1200mm length lamp with Ra80,4000K.

Common Accessories

Standard Corner



MH35FP-L90

Applicable product model: MH35FP
 Installation method: L-shaped 90° splicing
 Material process: AL6063-T5/spraying
 Coating: Black(RAL9006), White(RAL9003)
 Diffuser Nature:Prismatic
 Light efficiency:105LM/W(Regular),90LM/W(Regular-3CCT Dial switch)
 125LM/W(High efficiency),110LM/W(High efficiency-3CCT Dial switch)
 Light source: Constant Current Rigid PCB
 Size: L300*W35*H60mm

Power feeder



CM-25

Applicable product model: MS35/MH35 Type: Non-dimming Input line(3PIN) Material process: Wiring cover: SPCC/Input line: PVC Size: Wiring cover: 108.5*30.2*4mm/Input line: 2200*φ6mm Quantity: 1PCS/ set Others: Including 1pcs wiring cover+1pcs input line



CM-26

Applicable product model: MS35/MH35 Type: Dimming Input line(5PIN) Material process: Wiring cover: SPCC/Input line: PVC Size: Wiring cover: 108.5*30.2*4mm/Input line: 2200*φ7.2mm Quantity: 1PCS/ set Others: Including 1pcs wiring cover+1pcs input line

End cap accessory



EC-MS35

Applicable product model:MS35/MH35 Material process: ADC12/powder-coated Size: L35.2*W60.7*H17mm Quantity:2PCS/ set

Installation accessory



PN(E)-D

Applicable product model: LINE ECO series Installation method: Pendant Material process: Nickel plating Size: / Quantity: 2PCS/SET Other:2 meter wire rope 2PCS, cable locker 2PCS, cable holder 2PCS, M5 flat head Phillips screws 2PCS, M4*35mm screws 2PCS, expansion tube 2PCS



PN-DXX

Applicable product model: LS1911C/LS1911K/LS3535/LS5050/LS3360/LS4067/LS5470(F)/LS7977/LT60/BH3360/BH5470/BH7977/BS3360/BS5470/BS7977/LS5470(F)/LS7977/LT60/LINE40 series product/LINE60 series product/TLS-R6X0 track Installation method: Pendant Material process: Pearl Chrome Size: / Quantity: 2PCS/ set Other:Junction box not included, 2 pcs pendant cable accessory, pendant cable length 4m, rectangular screw model.



PY(E)-D

Applicable product model: MS35/MH35/MS50/MH50/MS70/MH70 Installation method: Junction Box (pendant wire) Material process: SPCC/Spraying surface Size: Box: D80*30*1mm, Pendant wire: D1.5*2000/4000mm Quantity: 1 set Other:Including junction box, 2PCS wire rope, wire rope 2M/4M length optional

Packing

Size (mm/box)	Quantity /box	QTY/CTN	NW (kg/box)	N. WT (ctn)	G.WT (ctn)	Size (cm/carton)	Product Size (mm)
1215*80*40mm	1	8	1.2	9.6	11.7	122*18.5*17.5	1208*35*60mm
1815*80*40mm	1	8	1.95	15.6	18.5	182*18.5*17.5	1803*35*60mm

Attentions

1. Non-professionals are prohibited from installing, disassembling and repairing the product.
2. Avoid scratching, distortion and irregular bending of the product during installation; otherwise it may cause irreparable damage to the product.
3. Please use professional cutting tools when cutting.
4. Do not use any acid or alkaline adhesive to fix products.
5. The product is only suitable for indoor dry places, can not be used in outdoor, seaside or wet environment.
6. PC features: Each 10°C rise or drop will make diffuser extend or shrink 0.8mm/m, please confirm before processing and use.